

Chapter 1

Introduction

1.1 Introduction

The industrial training exposes the students to professional skills and experiences in industrial engineering practices. In preparing the students for the real working environment as engineers, industrial training helps to produce engineering graduates with technical and soft skills competency (Kerjaya, 2022). The industrial training are needed to be expect not only degree student but also by the diploma student that they need to participate if their program requires the training. It is good for student to practice an actual engineering knowledge and skills at the industry. Most of the student can handle the pressure in the university but might not handle the pressure when they pursue the real world job. The purpose of industrial training is to familiarize students with real-world work scenarios, equipping them with the skills necessary for the professional landscape. It aims to bridge the gap between academic knowledge and practical application, fostering a seamless transition for graduates into the workforce (Sofcon, 2024). University student can take this opportunity to improve either technical skills that they learn based on their field of study and soft skills such as communication, critical thinking and problem solving.

The Internship Approval Placement (InternLink) system is proposed to enhance the current internship approval and placement process for Computer Science students. Before entering the industry, students must pass an approval phase, which requires validation from both the internship committee and the coordinator. Currently, students submit their internship placement requests via email, which can lead to data redundancy and an overwhelming number of emails for the coordinator and committee. As a result, applications may be overlooked, delaying the approval process.

Next, the coordinator and committee must assess whether the selected company aligns with the student's field of study, job scope, and industry conditions. This manual verification process is time-consuming, further prolonging approvals. Moreover, students must fulfill academic requirements by passing all subjects before they can undertake industrial training, necessitating a

course verification process. InternLink aims to streamline this entire process by providing an efficient, centralized platform that benefits students, coordinators, and committee members. By automating verification and approval workflows, it ensures a smoother, faster, and more organized internship placement experience.

1.2 Problem Statement

The current internship approval process relies heavily on email communication, requiring university coordinators to verify and update student approvals in Excel manually. With many students applying for internships, this method becomes inefficient and prone to errors. Some students may submit multiple internship applications, unintentionally or due to miscommunication, leading to an overwhelming influx of emails that the university must process. This manual approach increases the likelihood of human errors and delays in verification. Coordinators and committee members often take a long time to review and approve placements, which can disrupt the student's ability to finalize agreements with their chosen industry. If a company is deemed unsuitable after several days of evaluation, the student must restart the placement search, further prolonging the process. This repetitive cycle results in wasted time and effort due to inconsistencies in communication and the lack of an efficient approval system.

Currently, the internship approval process has not reached its full potential in terms of effectiveness and communication. The absence of a systematic and automated approach leads to prolonged approval times, leaving students uncertain about when their applications will be accepted or rejected. Without a centralized system, both students and coordinators face significant challenges in managing approvals efficiently. The Internship Approval Placement (InternLink) system is proposed to address these issues by transforming the approval process into a more streamlined and automated system. It will enhance communication, reduce approval delays, and improve overall efficiency. InternLink will also benefit multiple stakeholders, including academic advisors, who can track their students' internship status, and faculty supervisors, who can monitor assigned students and coordinate industry visits.

In conclusion, InternLink is essential for both students and coordinators, offering numerous benefits in improving the internship approval process. Students can easily track their application

status, while coordinators can manage large volumes of data more effectively, reducing human errors and minimizing delays. The system also will have the feature of a reminder to all users which will help them to notify all changes made during the application process. By implementing InternLink, the internship approval system can reach its full potential, ensuring a smoother and more structured placement process.

1.3 Objective

The main objective of the project is to develop the Internship Approval Placement (InternLink) to help the UMPSA students majoring in computer science for pursuing their industrial training program. There are three objective that need to be fulfilled as shown below:

1. To investigate the current Internship Approval Placement Process to encounter the challenges faced during the approval process by implementing the InternLink.
2. To design and develop a new responsive web-based system for the Internship Approval Placement management system.
3. To test and evaluate the functionality of the Internship Approval Placement Process (InternLink) using appropriate testing methods.

1.4 Scope

Target User:

1. This system is developed for university student majoring in computer science who taking the industrial training program.
2. This system is developed for the Intern Committee and Coordinator to make an verification for the student internship placement.
3. This system is developed for the Supervisor Faculty and Academic Advisor to track the student placement and list of assigned student to each supervisor.

System Scope:

1. The system is fully developed in English Language.
2. The system is a web-based application.
3. The system can be used by the computer science student who currently taking the industrial program only.

Development Scope:

1. The system is developed and tested by using a laptop.
2. The software used for developing the system are Figma, Visual Studio Code and DrawIO.
3. The system will using the Laravel framework as the backend, MySQL as the database, and using API. The programming language for the system is by using HTML, CSS, PHP and JavaScript.

1.5 Thesis Organization

This thesis contains five chapters. Chapter 1 will be discuss the introduction of the project which consists of the background, problem statement, objectives, scopes and thesis organization of the project. This chapter is created to clearly defines the current problem of the internship approval placement process and highlights the efficiency of a centralized platform for the university students to apply for internships.

Chapter 2 explains and discusses the literature review of three related existing systems that relate to this project. This chapter highlights the features that been used by each of the existing systems and the advantages and disadvantages of the existing system and makes the comparison. This chapter will provide the necessary features to include in the InternLink project based on exploring and analyzing these existing systems.

Chapter 3 contains the methodology used and the structure of the project. It also contains the architecture and functionality of the InternLink. It also have the description of the software and hardware specification and explains the design details by illustrating various of diagrams such as use case diagram, context diagram and a storyboard to provide the flow of system to users of how the application works.

CHAPTER 2

LITERATURE VIEW

2.1 Introduction

This chapter analyses and reviews three existing systems that are comparable to the Internship Approval Placement (InternLink). The literature review provides a detailed explanation of three existing systems that can support this project's development. Therefore, this chapter will highlight various features, technologies, the significance of the analysis and the advantages and disadvantages of the selected existing system. The summarization will be used to improve and to be adapted in the InternLink.

2.2 Existing System

This section will review existing systems to obtain information and requirement about the Internship Approval Placement (InternLink). All the advantages, disadvantages and problem occurred will be improve and apply in the system. The functionalities of these three existing system can be compared to the functionality of the InternLink. This section will describe the features, user interfaces, and user experience of these three existing systems.

2.2.1 Sistem Permohonan Pelajar Latihan Industri

Sistem Permohonan Pelajar Latihan Industri (SPPLI) is a system that had been built by Pusat Pengetahuan Komunikasi Teknologi (PPKT) since 2017 and launched officially on 2019. It is used for access to industrial training management for students applying industrial training at Universiti Sains Malaysia (USM). The website consist of a various function such as make an application for industrial training placement, updating the training document, confirmation of the industrial training placement and etc.

Figure 2.2.1.1 show the home page of the SPPLI.

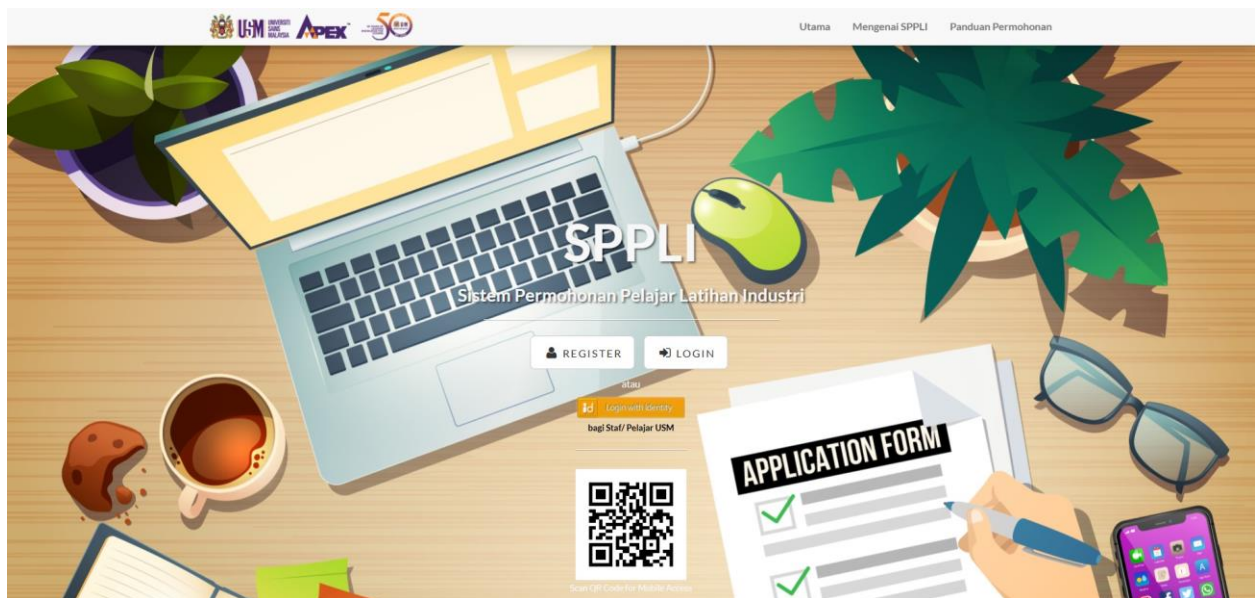


Figure 2.2.1.1 Home Page of SPPLI

Figure 2.2.1.2 show the login page, the user need to enter the valid username and password before entering the system. User also can enter the website using the login with identity if the user are staff or student of USM. If the user are not currently sign up in the system they can click the ‘Daftar Baharu’ to create their own account.

Daftar Masuk Pengguna

Username (Gunakan email anda yang sah.)

Password

Login

atau
Log masuk dengan Identity Card
 bagi Staf/ Pelajar USM

Tidak mempunyai akaun?

Untuk pelajar yang pertama kali menggunakan sistem ini, anda hanya perlu mendaftar sekali sahaja dengan mengisi maklumat peribadi anda. Klik pada **Daftar Baharu**. Kemudian anda perlu **Daftar Masuk** untuk mengisi maklumat permohonan latihan Industri. Anda juga boleh menyemak maklumat peribadi dan status permohonan melalui sistem ini.

Bagi pelajar USM yang pertama kali menggunakan sistem ini, anda perlu melakukan **Self Registration** terlebih dahulu sebelum diberi akses untuk **Daftar Masuk**. Setelah berjaya melakukan self registration, anda hanya perlu **Daftar Masuk** menggunakan Identity Single Sign On dan perlu mengisi maklumat permohonan sahaja. Klik **Self Registration**.

Sebarang pertanyaan boleh hubungi Sekretariat Latihan Industri (mengikut kampus):

Kampus Induk - En. Muhamad Kamarulzaman Bin Omar (04-6536100 / mkamarulzaman@usm.my)

Kampus Kejuruteraan - Pn. Syamimah Binti Rohaim (04-5995011 / syamimah@usm.my)




Kampus Kesihatan - Pn. Zulmaznee Bt Hussin (09-7672054 / maznee@usm.my)

IPPT - Pn. Nur Fadilah Binti Safar (04-5622210 / fadilahsafir@usm.my)

Home · About · Mengenai SPPLI · Penafian
 Sistem Pengurusan Pelajar Latihan Industri (SPPLI) © 2017 - 2025 Jabatan Pendaftaran USM Kampus Kesihatan, Hak Cipta Terpelihara.

Figure 2.2.1.2 Login Page

Figure 2.2.1.3 show the register page, user need to fill in all the required information before create their own account. The system need the user fullname, gender, number phone, address, postcode, city, state, email, identity card number, password, reconfirm password and verification code. When the user click the register button, the system will send and email to verify the user account.

[Utama](#)
[Mengenal SPPLI](#)
[Panduan Permohonan](#)

Pendaftaran LI-Akaun

*** Nama Penuh**

*** Jantina**

Pilih Jantina

*** No Telefon**

*** Alamat**

*** Poskod**

*** Bandar**

*** Negeri**

Pilih Negeri


*** Email** Akan digunakan untuk makluman dan notifikasi.

*** No. Kad Pengenalan**

*** Password**

*** Password Confirm**

Captcha!



*** Kod Pengesahan**

Imej sukar? [Klik di sini](#) untuk tukar.

Panduan Permohonan LI-Akaun

Untuk pelajar yang pertama kali menggunakan sistem ini, anda hanya perlu mendaftar sekali sahaja dengan mengisi maklumat peribadi anda. Klik pada [Daftar Baharu](#). Kemudian anda perlu [Daftar Masuk](#) untuk mengisi maklumat permohonan latihan industri. Anda juga boleh menyemak maklumat peribadi dan status permohonan melalui sistem ini.

Bagi pelajar USM yang pertama kali menggunakan sistem ini, anda perlu melakukan **Self Registration** terlebih dahulu sebelum diberi akses untuk [Daftar Masuk](#). Setelah berjaya melakukan self registration, dan hanya perlu [Daftar Masuk](#) menggunakan Identity Single Sign On dan perlu mengisi maklumat permohonan sahaja. Klik [Self Registration](#).

Sebarang pertanyaan boleh hubungi Sekretariat Latihan Industri (mengikut kampus):

Kampus Induk - En. Muhamad Kamaruzaman Bin Omar (04-6536100 / mukamaruzaman@usm.my)

Kampus Kejuruteraan - Pn. Syamimah Binti Rohaim (04-5995011 / syamimah@usm.my)

Kampus Kesihatan - Pn. Zulmaznee Bt Hussin (09-7672054 / maznee@usm.my)

IPPT - Pn. Nur Fadilah Binti Safar (04-5622210 / fadilahsafir@usm.my)

Figure 2.2.1.3 Register Page

Figure 2.2.1.4 show the login page for USM staff and student. The user need to enter their own USM email and password. The system provide a function for user to change their password and forgot account ID.







UNIVERSITI
SAINS
MALAYSIA

Identity Single Sign On

[Change Password](#)
[Forgot Account ID](#)

[Need Help?](#)

[www.usm.my](#) [Privacy](#)

Figure 2.2.1.4 Login USM Student/Staff Page

Figure 2.2.1.5 show the dashboard page where the user can view the total number of applications, the new or in process, and their application whether it is accepted or rejected.

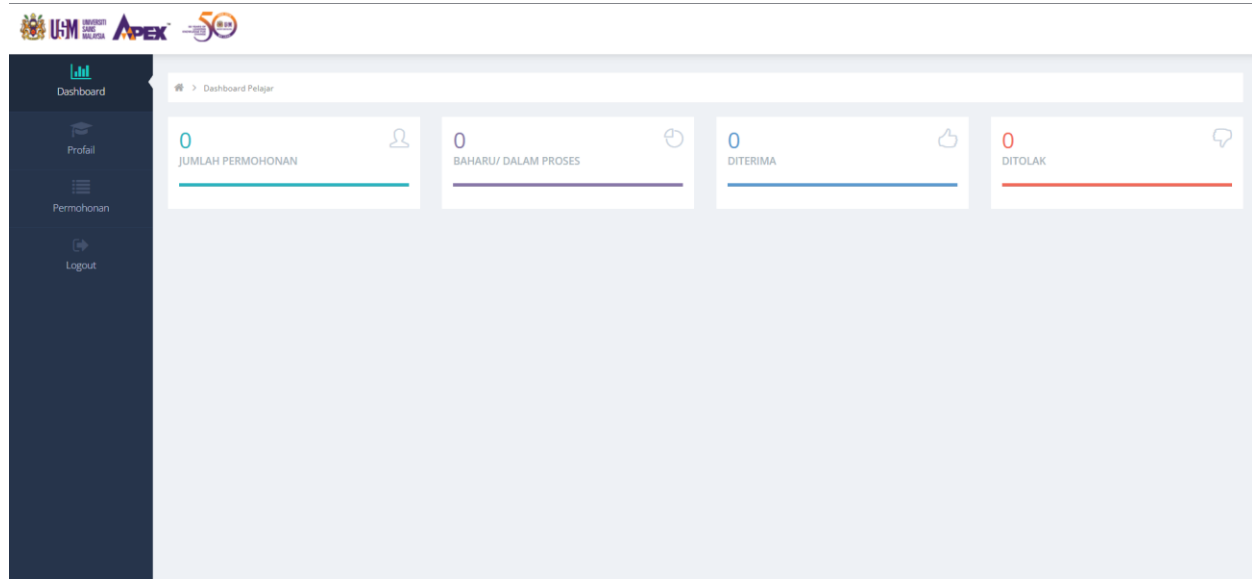


Figure 2.2.1.5 Dashboard Page

Figure 2.2.1.6 show the profile page of the user where they can view all of their information that had been registered in the system. At the bottom of the page, the user can update their profile by clicking the 'KEMASKINI PROFAIL' button.

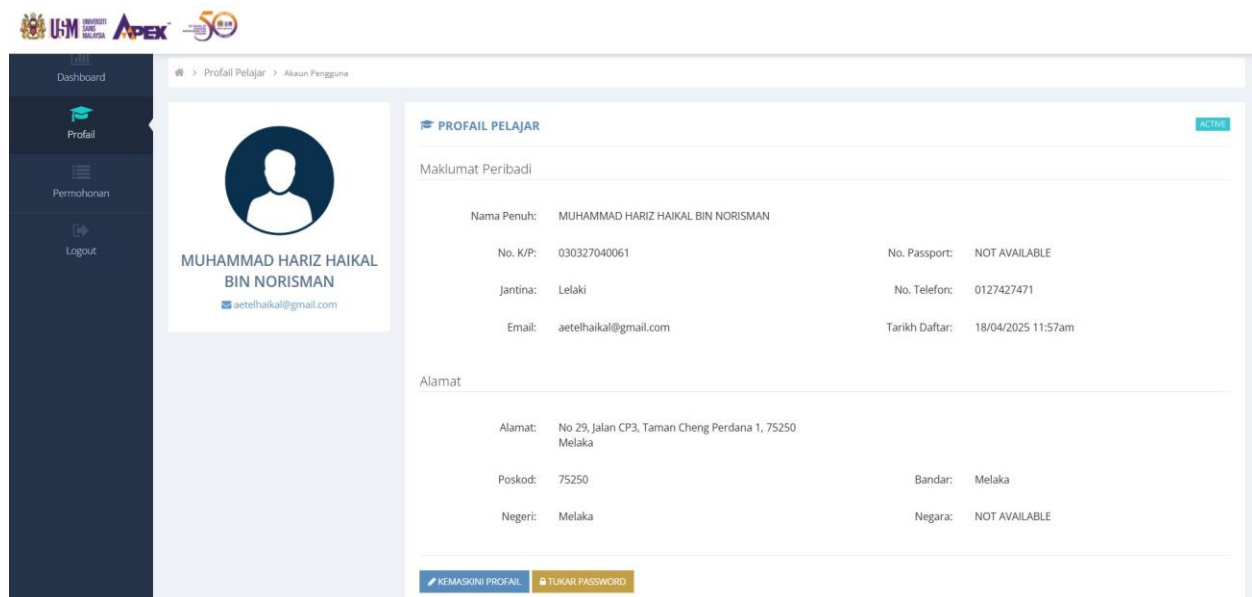


Figure 2.2.1.6 Profile Page

Figure 2.2.1.7 show the update profile page, the user can change their name, gender, number phone, address, postcode, city, state, and their email. After clicking the ‘Save changes’ button the system will update the user new information.

Kemaskini Profil 030327040061

Nama Penuh
MUHAMMAD HARIZ HAIKAL BIN NORISMAN

Jantina
Tiada Perubahan

No. HP
0127427471

Alamat
No 29, Jalan CP3, Taman Cheng Perdana 1, 75250 Melaka

Poskod
75250

Bandar
Melaka

Negeri
Tiada Perubahan

Email
aetelhaikal@gmail.com

Cancel Save changes

No. Passport: NOT AVAILABLE
No. Telefon: 0127427471
Tarikh Daftar: 18/04/2025 11:57am
Bandar: Melaka
Negara: NOT AVAILABLE

Figure 2.2.1.7 Update Profile Page

Figure 2.2.1.8 show the application page, where the user can apply for their internship in the website. The user need to choose the selected campus in USM and fill in all the form required in the system.

MAKLUMAT IPT/ PENGAJIAN

Kampus USM Pilihan *
Pilih Kampus USM Pilihan...
Pilih Kampus USM untuk anda menjalani latihan industri.

Nama Jabatan/ Unit (sekiranya dikenalpasti)
Nama Jabatan/ Unit

Kategori IPT *
Pilih Kategori IPT...

Nama IPT *
Pilih IPTA/ IPTS...

Alamat IPT *
Alamat Institusi Pengajian

Nama Fakulti *
Nama Fakulti

Bidang Pengajian *
Bidang Pengajian

CGPA *
CGPA

Tarikh Latihan *
Tarikh Mula sehingga Tarikh Tamat
Pilih julat tarikh latihan

Figure 2.2.1.8 Application Page

Figure 2.2.1.9 show the application document page where the user need to submit their documents such as their transcript, resume and university letter. After the user upload the document they need to click the ‘Save & Next’ button to continue the application.

Dashboard

Permohonan

Logout

Permohonan > Semasa/ Terdahulu > Muat-naik Dokumen

1 MAKLUMAT IPT
Maklumat Pengajian/ Penyelidikan

2 MUAT-NAIK DOKUMEN
Transkrip, Resume, Surat Universiti

3 HANTAR PERMOHONAN
Sahkan Permohonan

✓ Permohonan Baharu anda berjaya didaftarkan.

SENARAI DOKUMEN

Print Copy PDF Excel CSV Reload

10 entries Search:

BIL	JENIS DOKUMEN	NAMA DOKUMEN	TARIKH	OPTION
No data available in table				

No entries found

MUAT-NAIK

Jenis Dokumen * Pilih Jenis Dokumen...

Dokumen * Choose File No file chosen

Upload

Figure 2.2.1.9 Application Document Page

Figure 2.2.1.10 show the confirmation page where the user need to click the submit button to make a confirmation of application to applying the internship at USM.

Dashboard

Permohonan

Logout

Permohonan > Semasa/ Terdahulu > Hantar Permohonan

1 MAKLUMAT IPT
Maklumat Pengajian/ Penyelidikan

2 MUAT-NAIK DOKUMEN
Transkrip, Resume, Surat Universiti

3 HANTAR PERMOHONAN
Sahkan Permohonan

MAKLUMAN

Pihak Pendaftar USM akan menggunakan maklumat anda (No. Telefon, Alamat dan Email) bagi tujuan untuk menghubungi anda. Pastikan maklumat tersebut terkini dan boleh dihubungi. Sila kemaskini sekiranya terdapat perubahan terbaru di menu [Profil](#).

Klik butang Submit untuk menghantar permohonan ini.

Previous Submit

Figure 2.2.1.10 Confirmation Page

Figure 2.2.1.11 show the application status page where the user can review their application. The system provide a function where the user can modify their application. The system also had a function where the user can create a copy of PDF, Excel and CSV for the application.

USM APEX 50th Anniversary

Dashboard
Profil
Permohonan
Logout

Permohonan > Semasa/ Terdahulu

Makluman
Anda boleh menyemak permohonan latihan industri yang telah dijalankan di Universiti Sains Malaysia.

PERMOHONAN SEMASA/ TERDAHULU MUHAMMAD HARIZ HAIKAL BIN NORISMAN

Print Copy PDF Excel CSV Reload

10 entries Search:

BIL	INSTITUSI PENGAJIAN	TARIKH LATIHAN	TARIKH POHON	STATUS	PILIHAN
1	Universiti Malaysia Pahang (UMP)	20/04/2025 - 14/08/2025	✖	DIRAJA	BUKA

Showing 1 to 1 of 1 entries

Figure 2.2.1.11 Application Status Page

2.2.2 OSCAR University Malaysia Pahang Al-Sultan Abdullah

UMPSA offers a system for the alumni of the university to view the activity that will be held at the university. The system provides the alumni the news and event at the university which will help the alumni to get to know the current activity at the university. It also provide the job opportunities in the system where it can help the postgraduate student or undergraduate student who want to pursue their next internship or next job. The system also help who want to share their company open vacancy to help the UMPSA alumni.

Figure 2.2.2.1 show the homepage of the OSCAR UMPSA.

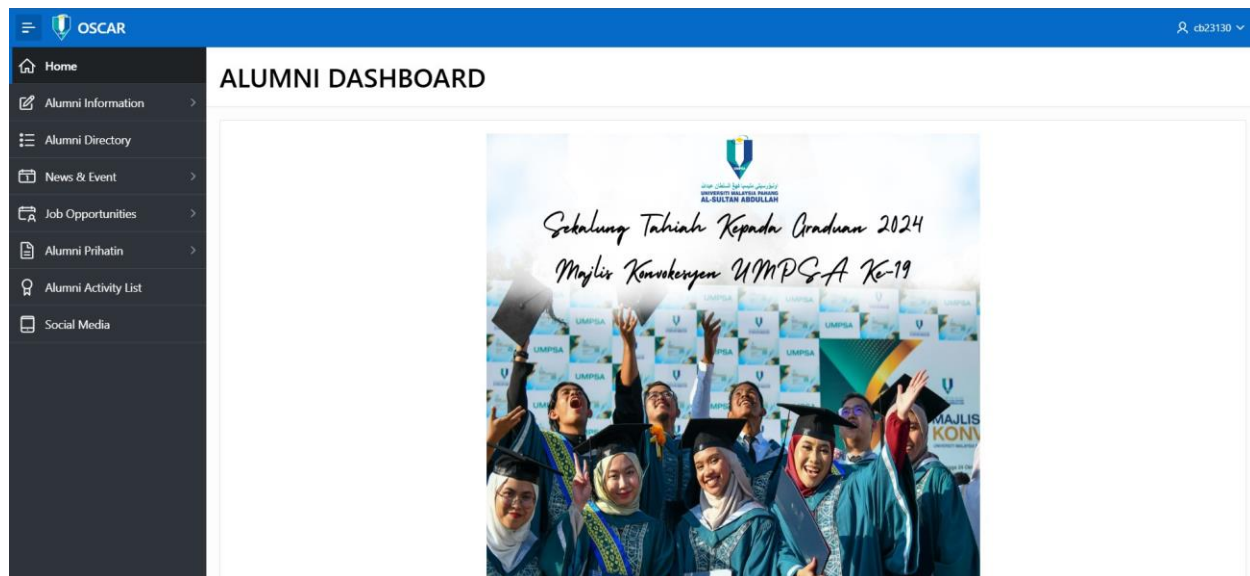


Figure 2.2.2.1 OSCAR Dashboard Page

Figure 2.2.2.2 shows the list of news & events where all the news can be viewed by the alumni in the system. The system provide the user to make an action to participate the registration for the chosen event.

Event	Category	Date From	Date To	Time	Venue	Total Participant	Action
BAHANG JOB FAIR 2023	EVENTS	8/28/2023	9/1/2023	08:30-17:30	DEWAN JUBU PERAK SULTAN HAJI AHMAD SHAH	1007	Volunteer/Participate Registration
Temu Mera Alumni Industri @ TVB dan Telekom	EVENTS	11/17/2021	11/17/2021	21:00-22:00	GOOGLE MEET	1	Volunteer/Participate Registration
TAKLIMAT OSCAR KERADA PENYELARAS ALUMNI FAKULTI	EVENTS	9/2/2021	9/2/2021	14:30-16:00	GOOGLE MEET	0	Volunteer/Participate Registration
KEMASJID MAJUJAMAT KONTAK DETAIL DAN PEKERJAAN TERKINI	NEWS	6/15/2020	6/30/2020	01:00-23:45	DI MANA SAHAJA	0	Volunteer/Participate Registration
REHDEMAGSIHIAN CONTACT DAN MAJUJAMAT PEKERJAAN ALUMNI	NEWS	1/31/2020	2/2/2020	08:00-23:00	SERANGANG MASA	0	Volunteer/Participate Registration
Hi Tea Ret 2019	EVENTS	11/23/2019	11/23/2019	10:00-19:00	Eslerly Hotel Putrajaya	10	Volunteer/Participate Registration
PRE HTSEA PGT	EVENTS	11/21/2019	11/21/2019	14:00-18:00	De Rhu Resort	2	Volunteer/Participate Registration
SERAHAN CENDERAMATA ALUMNI	EVENTS	11/12/2019	11/17/2019	08:00-17:00	ASTAKA UMP	0	Volunteer/Participate Registration
PROGRAM JEJAJAH ALUMNI 2019 ZON SELATANALUMNI INDUST..	NEWS	7/13/2019	7/13/2019	-	HOTEL PUTERI PAN PACIFICJOHOR BHARUJOHOR	0	Volunteer/Participate Registration
PROGRAM JEJAJAH ALUMNI 2019 ZON TIMURLALUMNI INDUSTRY..	EVENTS	4/12/2019	4/13/2019	15:00-17:00	temerloh	0	Volunteer/Participate Registration
PROGRAM JEJAJAH ALUMNI 2019 ZON UTARAPROGRAM JEJAJAH..	NEWS	4/11/2019	4/12/2019	10:00-13:00	temerloh	0	Volunteer/Participate Registration
PROGRAM JEJAJAH ALUMNI 2019 ZON UTARA (ALUMNI INDUST..	NEWS	3/1/2019	3/3/2019	-	THE LIGHT HOTEL, SEBERANG JAYA,PULAU RHANG	0	Volunteer/Participate Registration

Figure 2.2.2.2 List News & Event Page

Figure 2.2.2.3 shows the popup after clicking on the event link for the user to get the details information. This figure will help the user to understand more about the event before submit their participation.

Event Name	Event Date	Start Time	End Time	Venue	District	Postcode	State
PAMERAN A	28/09/2023 - 29/09/2023	15:25	17:26	TEST	-	26400	Abdon

Figure 2.2.2.3 Popup Event Page

Figure 2.2.2.4 shows the list of job opportunities to help the unemployed alumni to find their job. The list of job vacancies will appear when clicking the ‘List of Job Opportunities’ and it will appear at the ‘My Job Opportunities’ section when the alumni have made the application on the job vacancy.

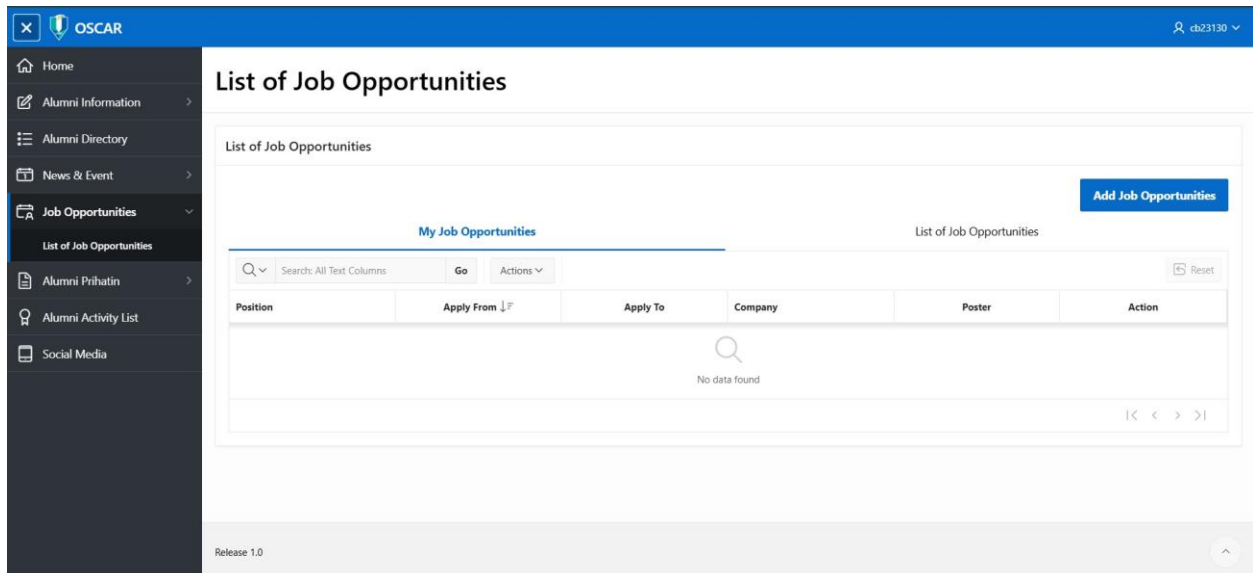


Figure 2.2.2.4 List of Job Opportunities Page

Figure 2.2.2.5 shows the form of job opportunities when the alumni want to add their vacancies in the system. The user need to fill in all the required information and click the upload button to successfully added their vacancies in the system.

Figure 2.2.2.5 Add Job Opportunities Page

2.2.3 e-LI Universiti Tun Hussein Onn Malaysia (UTHM)

e-LI UTHM system provide a systematic flow for student to pursue and completing their industrial training. The system had a function for student to make a new application on their industrial training. With this function the student do not need to make an application through email and needed a paperwork to have an approval from the coordinator. Next, the system provide a function for student to add the company that they had approach and receive the offer letter to submit in the system. Then, the system also provide the student a different resume template to help them get an idea to create their own resume using their creativity. Lastly, the system provide an online logbook where the student does not need to make a physical logbook which can cause a missing information.

Figure 2.2.3.1 show the registration page of the system where the student can make a new application and view the information session and supervising for the current year and semester. The student need to click the 'NEW APPLICATION' button to continue make a new application.

The screenshot displays the 'Student Registration' page. On the left is a dark sidebar with a 'Menu Student' dropdown containing 'Registration', 'Company', 'Resume', and 'Log Book'. The main content area is divided into three sections. The top section shows the student's profile: MUHAMMAD IQBAL BIN DARUS, ID AIZ10302, and a profile picture. Below this is the institution name: SARJANA MUDA TEKNOLOGI MAKLUMAT DENGAN KEPUJIAN FSKTM. The middle section contains form fields for 'Current Address' (NO.19 JALAN T1/6/3 TAMAN TEMERLOH JAYA, TEMERLOH, 28000 PAHANG, MALAYSIA) and 'Phone Number' (01110755348), with an 'Edit' button. The bottom section shows the 'Status' as 'Graduan' and 'Tidak Berhijrah'. The right section features a 'NEW APPLICATION' button and a table of registration sessions. Below the table are two summary cards: 'Information Session 20242025 & Semester 1' and 'Information Supervising 20242025 & Semester 1'.

#.	Session / Semester	Start Date	End Date	Date Application	Status	Actions
1	20242025 / 1	05-08-2024	17-01-2025	29-02-2024 10:53:01	Registered	View Delete

Information Session 20242025 & Semester 1	
Session & Semester	20242025 / 1
Start Date / End Date	05-08-2024 Until 17-01-2025
Duration	24 Weeks
Date Application	29-02-2024 10:53:01
Date Registered	05-03-2024 12:49:46
Status	Registered

Information Supervising 20242025 & Semester 1	
Company	HEITECH PADU BERHAD
Supervisor Company	Puan NurHafiza Binti Mohd Radir
Supervisor UTHM	ENCIK AZIZAN BIN ISMAIL
Date Supervising	19/12/2024
Time Supervising	10:00 AM

Figure 2.2.3.1 Registration Page

Figure 2.2.3.2 shows the registration internship information which is the start and end date, the duration of internship, registration phase.

Student Registration

MUHAMMAD IQBAL BIN DARUS
AID10302

SARJANA MUDA TEKNOLOGI MAKLUMAT DENGAN KEPUJIAN PSKTM

Current Address
NO.19 JALAN TJ 6/3 TAMAN TEMERLOH JAYA
TEMERLOH
28000 PAHANG
MALAYSIA

Phone Number
01110755348

Status
Graduan Tidak Berharing

Step 1. MyNext Profiling Assessment | **Step 2. Registration Internship**

Session/Semester: Please Choose Session & Semester

Registration Internship Session 20252026 & Semester 1 (Date: 21/04/2025)

SESSION & SEMESTER LJ 20252026 / 1 Registration LJ Session 20252026 Semester 1	START DATE & END DATE LJ 04-08-2025 - 16-01-2026 Start 04-08-2025 Until 16-01-2026
DURATION 24 Weeks 24 Weeks Practical Training	REGISTRATION 10-03-2025 - 30-04-2025 Registration Open 10-03-2025 Until 30-04-2025

CLICK TO REGISTER

Figure 2.2.3.2 Registration Internship

Figure 2.2.3.3 shows the company interface where the student need to add the company information that they had approach and got the offer letter. When the student successfully add the company, the coordinator will make a decision either it is suitable for the student or not. It will display at the status placement row for the approval.

Student Company

MUHAMMAD IQBAL BIN DARUS
AID10302

SARJANA MUDA TEKNOLOGI MAKLUMAT DENGAN KEPUJIAN PSKTM

Current Address
NO.19 JALAN TJ 6/3 TAMAN TEMERLOH JAYA
TEMERLOH
28000 PAHANG
MALAYSIA

Phone Number
01110755348

Status
Graduan Tidak Berharing

Registration

#	Session / Semester	Start Date	End Date	Application Date	Status	Actions
1	20242025 / 1	05-08-2024	17-01-2025	29-02-2024 10:53:01	Registered	View

Company Session 20242025 and Semester 1 (You can choose 5 company only.)

#	Company	Status Placement	Actions
1	ALTO SOFT SDN.BHD	Registered	View
2	FOREST INTERACTIVE SDN. BHD.	Registered	View
3	HEITECH PADU BERHAD	Registered	View

Figure 2.2.3.3 Add Company

Figure 2.2.3.4 shows the interface of the detail of the company when the coordinator had accepted the application. The student need to update the duty form and view the company feedback status.

The screenshot displays the 'Detail Company' page for a student. The left sidebar contains navigation links: Home, Menu Student, Registration, Company, Resume, and Log Book. The main content area is titled 'Student Company' and features the company name 'HEITECH PADU BERHAD' along with its address: 'JABATAN IMIGRESEN MALAYSIA (JIM), NO. 15, TINGKAT 1-7, (MENARA & PODIUM), PERSIARAN PERDANA, PRESINT 2, PUTRAJAYA 62550 WP - PUTRAJAYA, MALAYSIA'. On the right, there are two status boxes: 'Accepted Company Feedback Status' (green) and 'Selection Status Placement' (blue). Below these, the 'Details' section lists documents: Application Letter, Company Answer Sheet, Validation Letter, Indemnity Letter, and Update Duty Form. The 'Actions' column provides 'Print' buttons for the first four documents and an 'Update' button for the last one. The 'Status' section includes 'Company Feedback Status' (Accepted) and 'Status Placement' (Selection).

Figure 2.2.3.4 Detail Company

Figure 2.2.3.5 show the interface of resume template page. In this page the student can download any resume template to help them create their own resume for applying the internship.

The screenshot displays the 'Resume Template' page for a student. The left sidebar contains navigation links: Home, Menu Student, Registration, Company, Resume, and Log Book. The main content area is titled 'Student Resume' and features a student profile for 'MUHAMMAD IQBAL BIN DARUS' (A1210302) with a profile picture. Below the profile, there is a section for 'SARJANA MUDA TEKNOLOGI MAKLUMAT DENGAN KEPUJIAN PSKTM'. The 'Current Address' section shows: 'NO.19 JALAN TJ 6/3 TAMAN TEMERLOH JAYA, TEMERLOH, 28000 PAHANG, MALAYSIA'. The 'Phone Number' section shows: '01110755348'. The 'Status' section shows 'Graduan' and 'Tidak Berharing'. On the right, there is a 'Resume Template' section with a list of six templates and a 'Download' button for each.

Figure 2.2.3.5 Resume Template

Figure 2.2.3.6, 2.2.3.7 and 2.2.3.8 shows the interface of e-Logbook for student to fill in every week of their activity during their internship progress. This is to help them keep updating in the system to avoid missing information and easily to reach their supervisor using the e-Logbook system.

Student Log Book

Please click Actions button to view Log Book.

#.	Session / Semester	Start Date	End Date	Weeks	Application Date	Status	Actions
1	20242025 / 1	05-08-2024	17-01-2025	24	29-02-2024 10:53:01	Registered	View Log Book

Company selection session 20242025 semester 1

Company
HEITECH PADU BERHAD

Main Address
JABATAN IMIGRESEN MALAYSIA (JIM), NO. 15, TINGKAT 1-7, (MENARA & PODIUM), PERSIARAN PERDANA, PRESINT 2
PUTRAJAYA 62550 WP - PUTRAJAYA
MALAYSIA

Update Duty Form Address [Edit](#)
HEITECH PADU BERHAD
Jabatan Imigresen Malaysia (JIM), No.15, Tingkat 1-7, (Menara & Podium),
Persiaran Perdana, Presint 2

62550 Putrajaya
WP - PUTRAJAYA

Start & End Date
05 August 2024 - 17 January 2025

Supervisor University
ENCIK AZIZAN BIN ISMAIL

Supervisor Industry
Puan NurHafiza Binti Mohd Radir

Beneficiary
DARUS BIN NAWI [Edit](#)

Status
Graduan

Figure 2.2.3.6 e-Logbook

Log Book

Your logbook should include details of what you did during the hours of your internship.

[ADD WEEK](#)

#	Weeks	Progress	Status	Actions
1	WEEKS 1	100%	SUBMIT	Edit
2	WEEKS 2	100%	SUBMIT	Edit
3	WEEKS 3	100%	SUBMIT	Edit
4	WEEKS 4	100%	SUBMIT	Edit
5	WEEKS 5	100%	SUBMIT	Edit
6	WEEKS 6	100%	SUBMIT	Edit
7	WEEKS 7	100%	SUBMIT	Edit
8	WEEKS 8	100%	SUBMIT	Edit
9	WEEKS 9	100%	SUBMIT	Edit
10	WEEKS 10	100%	SUBMIT	Edit
11	WEEKS 11	100%	SUBMIT	Edit
12	WEEKS 12	100%	SUBMIT	Edit
13	WEEKS 13	100%	SUBMIT	Edit

24
Total Weeks

120
Total Tasks

864
Total Hours

Figure 2.2.3.7 e-Logbook List

2.3 Comparison of Existing System

2.3.1 Analysis of comparison on existing system

Table 2.1: Comparison of existing system

Criteria	SPPLI USM	OSCAR UMPSA	e-LI UTHM	InternLink
Deployment Platform	Website-based	Website-based	Website-based	Website-based
Supported Operating System	Any digital devices with web browsing	Any digital devices with web browsing	Any digital devices with web browsing	Any digital devices with web browsing
System Focus	Serve internship placement at USM	Gather alumni information, news and job opportunities	Industrial training activity and information.	Making approval placement before industrial training using online system
Interface Language	Bahasa Melayu	English	English	English
Advantages	Provide PDF, CSV, Excel, Print generated functions.	Centralized the information of alumni in one place	Students can keep tracking their logbook.	Ease students to gain placement approval faster.
Disadvantages	No direct interaction with the supervisor	Keep pop up an acceptance T&C every log in session.	Does not provide any user guidance	Requires SMS API to keep reminding the students and

				supervisor.
--	--	--	--	-------------

2.3.2 Relevance of comparison with project title

The three existing systems that chosen to be compared are in the same domains as the project title (InternLink) which is the internship approval placement.

Table 2.2: Comparison of Features of existing system and proposed system

Features/System	SPPLI USM	OSCAR UMPSA	e-LI UTHM	InternLink
User-friendly interface	✓	✓	✓	✓
Course Verification	✗	✗	✗	✓
Internship Placement Approval	✓	✗	✓	✓
Reminder for Evaluation	✗	✗	✗	✓
Assign Supervisor Process	✗	✗	✗	✓
Smart Recommendation Internship Placement	✗	✗	✗	✓
Multiple User Account System	✓	✗	✓	✓

Update Personal Profile Details	✓	✓	✓	✓
Tracking Internship Approval	✓	✗	✓	✓
Provide Online Logbook	✗	✗	✓	✗
News and Activity Information	✗	✓	✓	✗

Some pros and cons of each existing system can help decide which specific features and techniques need to be applied and avoided in the InternLink project. Many universities have developed web-based platforms to facilitate internship and alumni related processes. The primary objective of InternLink is to create an online internship placement approval system to reduce paperwork, minimize delays and enhance coordination between students and supervisors.

SPPLI USM, Oscar UMPSA, and e-LI UTHM serve as examples that are website based and support access via any digital device with web browsing capability. They provide functionality specific to their institutional needs such as alumni tracking, internship logbook management, and document export. However, all systems come with disadvantages that might affect their efficiency and user experience. SPPLI have no direct interactions with the supervisor, OSCAR have an interface problem where the terms and conditions keep popping up everytime the user logs in to the system, and e-LI does not provide any user guidance as the system is quite complicated for new users. Oscar and e-LI use an english language interface, and SPPLI serve the user using a bahasa melayu language. The InternLink is design to be an English language interface as it is a general language that can be understood by everyone.

All of the existing systems provide an user friendly interface with a good simple and minimalist design. Both e-LI and SPPLI provide a functionality to make an internship placement approval while Oscar focusing on centralizes the alumni data. They provide a function to keep track of the user internship approval as it is an important information that the user needs to know everytime they use the system. They also have a multiple user account system where the students and the staff can use the system with different interfaces depending on the user role but Oscar only has one main user to use the system. One of the e-LI main strengths is it provides an online logbook for the student to update their internship activity in the system and help to reduce data loss and not be required to use physical notes. Oscar and e-LI provide a news and activity feed to keep the user get in touch with the latest updates of activity that happen in the system. Sll of the existing systems provide a function to let the user keep updating their user profile.

In conclusion, the comparative analysis plays a significant role in determining the project direction and ensuring the suitable alignment and technology used in this project. It offers valuable information and insights for developing an effective and user-friendly Internship Approval Placement system.

2.4 Summary

In chapter 2 , the three existing system SPPLI USM, OSCAR UMPSA, and e-LI UTHM are analyzed and compared. Through the analysis of these three systems, the advantages and disadvantages of these systems were summarized in the tables. By comparing these three existing systems, there are some essential features and critical aspects that need to be included in InternLink to improve the potential of the proposed system. Firstly, the system shall make a course verification for students before pursuing their industrial training. This is to ensure that the students have finished all of the subjects that need to be passed before taking the industrial training. Then, the system shall remind the supervisor and students to make an evaluation for the assessment using an email. Besides, the system shall assign the recommended lecturer to be the faculty supervisor for students. In addition, the system shall help the student by providing a smart recommendation for internship placement to achieve the most suitable place for their industrial training. Next, the system shall allow the students to track the status of the approval placement application, view past placement applications and receive the notification on the approval.

The system shall have a multiple user account system as the student will need to make an application for the internship placement and the coordinator needs to make an approval for the student application. Finally, the user interface of the proposed system should be user-friendly and simple to use because the high complexity of the user interface will affect the interest of users in using the system. The proposed system should have straightforward features and functionalities that make it easy for students to apply for internships.

CHAPTER 3

METHODOLOGY

3.1 Introduction

This chapter describes all the methodology details in this project by providing a clear explanation why the Rapid Application Development (RAD) is the selected methodology and each stage of the RAD model to provide a roadmap for the project and implementation. Every phase of the chosen software development life cycle (SDLC) explain the foundation for understanding the overall approach and framework for the project. The chapter include the software process, Gantt chart, project requirements, proposed design, data design, proof of concept and testing plan for this project.

3.2 Project Management Methodology

Rapid Application Development (RAD) is the chosen one for this project after reviewing other methodologies like waterfall, prototype, agile and so on. This is because RAD is an excellent approach to quickly develop prototype with little emphasis on planning in a short period. The RAD model accommodates changes and end-user feedback more flexibly in the development process to ensure the final product closely aligns with their expectations (Zoho, 2025). RAD have been popular in the past decade due to its low cost, rapid delivery, and flexible to requirement changes (Beynon-Davies et al., 1999).

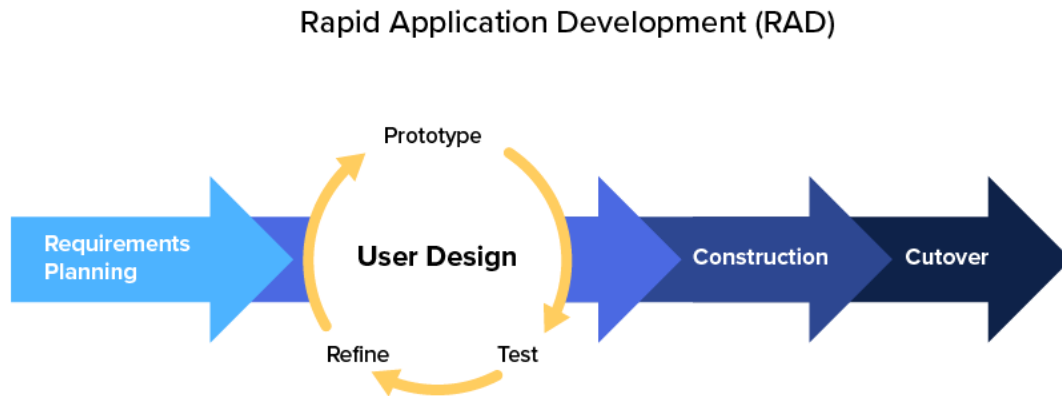


Figure 3.1: Rapid Application Development (RAD) Methodology

Figure 3.1 show the overview of Rapid Application Development (RAD) methodology use in this project. This methodology consist of 4 phases which are requirements planning, user design, construction and cutover. In the user design phase, it will go through an interactive technique which are prototype, test, and refine.

In requirements planning phase, the users which are the students and staff of faculty computing in UMPSA are involved to gather and analyse the requirements details of the InternLink system. It is to identify the main requirements and functionalities like goals, expectations, timelines and budget of the system. By analysing and comparing the three existing system, it can extract the information to identify the specific functionalities and features to the system. The requirement will be the foundation for constructing the context diagram, flowchart, entity relationship diagram, and data flow diagram.

In user design phase, the goal is to developed the prototype using Figma tool. It is to rapidly make a visual design to demonstrate to the stakeholders. The prototype provides an initial concept and flow of the system's user interface, features and workflow. The working prototype will keep evolving based on the user feedback to maintain and satisfy user needs in the system.

Next in construction phase is to developed the system according to the feedback and final prototype design produce from the user design phase. The coding development will be using Laravel Framework as the main language for the system with HTML, CSS and PHP for web based applications system. During this phase, it will focusing on the functionality over perfect design

since visual and workflow models were already reviewed by users. After developing, the system will undergo the testing to ensure that the system is free of errors and meet the requirements from previous phases.

Lastly is the cutover phase, which means the system has been completed in every aspects and ready to deploy to a live production environment and enable the users to access. During deploying, all hardware and software requirements as well as network configuration will be considered to ensure that the system can be deployed successfully and ready to use. Then, user acceptance testing (UAT) will be conducted to verify and validate that the system is working as expected and meets the requirements defined in the planning phase. The system will be officially launched and ready to use by the target users after the system is validated and approved.

REFERENCES

- Beynon-Davies, P., Carne, C., Mackay, H., & Tudhope, D. (1999). *Rapid application development (RAD): An empirical review*. Palgrave Macmillan.
https://www.researchgate.net/publication/31978101_Rapid_application_development_RAD_An_empirical_review
- Kerjaya, P. P. (2022). *What is Industrial Training?*
<https://careercentre.umpsa.edu.my/index.php/en/li/what-is-industrial-training>
- Sofcon, T. (2024). *What is industrial training? Its importance, objectives, outcomes and conclusions*. <https://www.sofcontraining.com/what-is-industrial-training.html>
- Zoho. (2025). *9 benefits of rapid application development (RAD)*.
<https://www.zoho.com/creator/application-development/9-benefits-of-rapid-application-development.html>